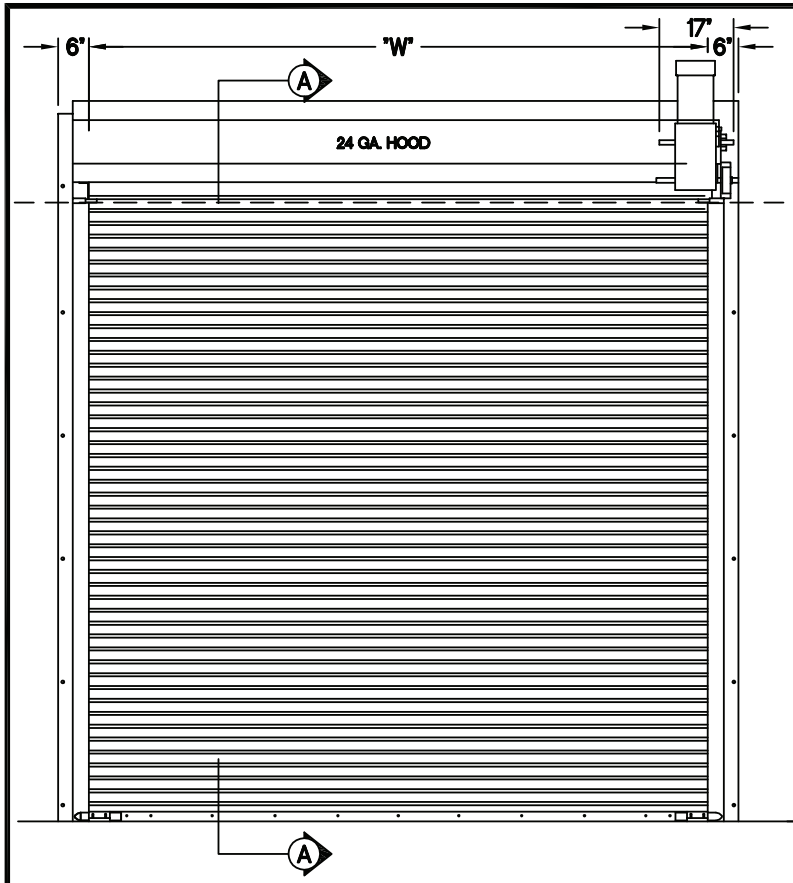

ELEVATION

PLAN VIEW



SECTION-A-A

TOP MOTOR CLEARANCE			
HP	14"	16"	22"
Z	8"	7"	4"

NOTE: ADD "Z" TO "X" TO ACHIEVE OVERALL HEADROOM REQUIREMENTS

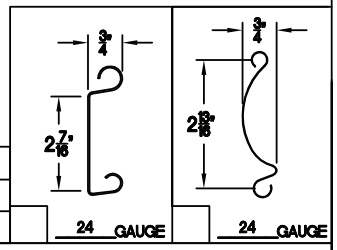

24 GAUGE 24 GAUGE

GUIDE DETAIL (NON-WINDLOCK)

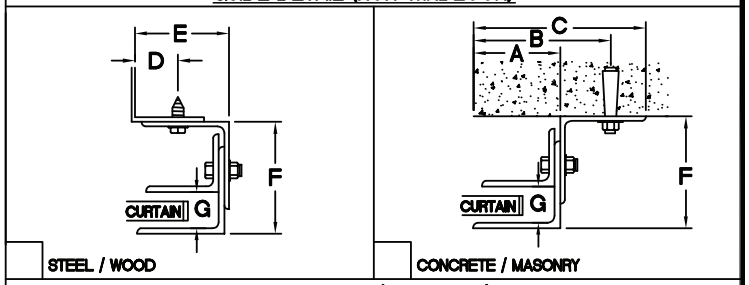

STEEL / WOOD CONCRETE / MASONRY

GUIDE DETAIL (WINDLOCK)

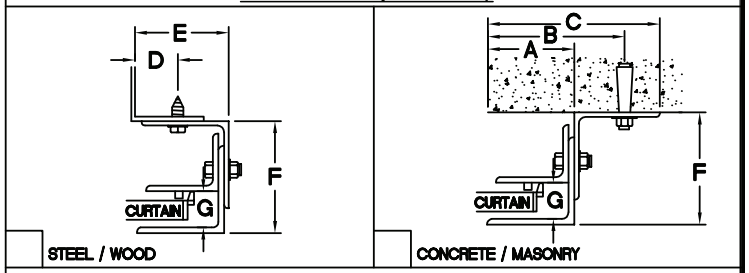

STEEL / WOOD CONCRETE / MASONRY

GUIDE DIMENSIONS

GUIDE TYPE	A"	B"	C"	D"	E"	F"	G"
2	2. 5/8"	3. 7/8"	5. 1/8"	1. 1/4"	2. 13/16"	4"	1. 1/4"
3	2. 5/8"	4. 3/4"	5. 5/8"	1. 1/4"	2. 13/16"	4. 3/8"	1. 1/4"
4	2. 5/8"	4. 3/4"	5. 5/8"	1. 1/4"	2. 7/8"	4. 3/4"	1. 1/4"
2(W/L)	3"	4. 1/4"	5. 1/2"	1. 5/8"	3. 3/16"	4"	1. 1/2"
3(W/L)	3"	5. 1/8"	6"	1. 5/8"	3. 3/16"	4. 3/8"	1. 1/2"
4(W/L)	3"	5. 1/8"	6"	1. 5/8"	3. 1/4"	4. 3/4"	1. 1/2"
5(W/L)	3"	5. 1/8"	6"	1. 5/8"	3. 1/4"	4. 3/4"	1. 1/2"
6(W/L)	5. 1/4"	6. 1/2"	7. 3/4"	1. 5/8"	4. 7/8"	7. 1/4"	1. 1/2"

GENERAL NOTES

SLATS/HOOD: SELECT FINISH OPTION BELOW:
- ☐ GALVANIZED ONLY
- ☐ GRAY POLYESTER TOP COAT
- ☐ WHITE POLYESTER TOP COAT

OTHER SURFACES:
- ☐ SHOP COAT BLACK PRIMER

OPERATION:
- ☐ RIGHT HAND SHOWN, LEFT HAND OPPOSITE

GUIDES:
- ☐ STRUCTURAL STEEL ANGLES OF 3/16" MINIMUM THICKNESS

BOTTOM BAR:
- ☐ TWO 2"x2"x1/8" STEEL ANGLES WITH PVC BULB ASTRAGAL
- ☐ TWO 2"x1-1/2"x1/8" GALVANIZED ANGLES WITH PVC BULB ASTRAGAL

MRK.	QTY.	OPENING SIZE		OPERATION	R.H.	CLEARANCES		OPTION
		WIDTH "W"	HEIGHT "H"		L.H.	"X"+2"	"V"	

PROJECT:
ARCHITECT:
CONTRACTOR:
DISTRIBUTOR:
DATE: SHEET: OF: BY: REF.#

JANUS INTERNATIONAL GROUP
135 Janus International Blvd.
Temple, GA 30179
(770) 562-2850
www.janusintl.com

MODEL 424-FACE OF WALL-WITH GH MOTOR

Janus International Group is not responsible for the use of improper installation procedures, structural supports as well as field inspection prior to manufacturing and installation.

APPROVAL SIGNATURE:_____ DATE:_____