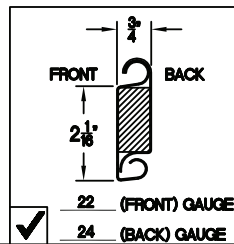


ELEVATION

SECTION-A-A



PLAN VIEW



MPK.	QTY.	OPENING SIZE		OPERATION	RH.	CLEARANCES		OPTION
		WIDTH 'W'	HEIGHT 'H'			L.H.	'X'	

PROJECT: \_\_\_\_\_

ARCHITECT: \_\_\_\_\_

CONTRACTOR: \_\_\_\_\_

DISTRIBUTOR: \_\_\_\_\_

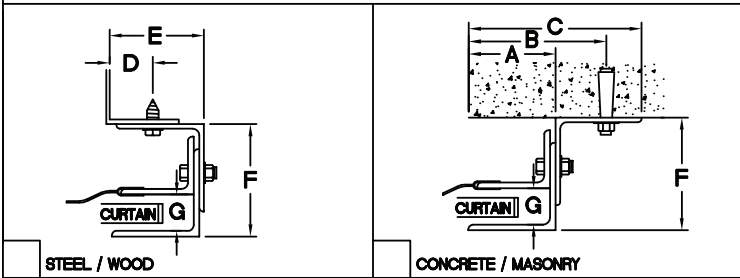
DATE: \_\_\_\_\_ SHEET: \_\_\_\_\_ OF: \_\_\_\_\_ BY: \_\_\_\_\_ REF.# \_\_\_\_\_

**MODEL 622-INSULATED-FACE OF WALL (CHAIN HOIST)**

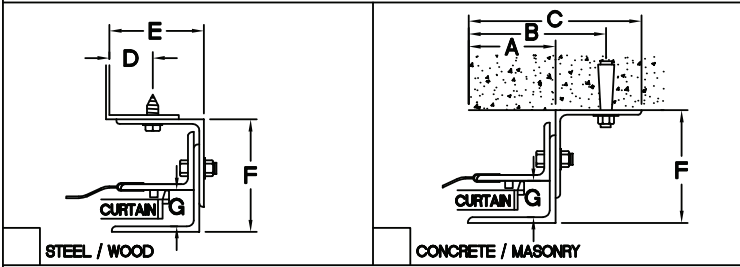
Janus International Group is not responsible for the use of improper installation procedures, structural supports as well as field inspection prior to manufacturing and installation.

APPROVAL SIGNATURE: \_\_\_\_\_ DATE: \_\_\_\_\_

GUIDE DETAIL (NON-WINDLOCK)



GUIDE DETAIL (WINDLOCK)



GUIDE DIMENSIONS

GUIDE TYPE	A	B	C	D	E	F	G
2	2 5/8"	3 7/8"	5 1/8"	1 1/4"	2 13/16"	4"	1 1/4"
3	2 5/8"	4 3/4"	5 5/8"	1 1/4"	2 13/16"	4 3/8"	1 1/4"
4	2 5/8"	4 3/4"	5 5/8"	1 1/4"	2 7/8"	4 3/4"	1 1/4"
2(W/L)	3"	4 1/4"	5 1/2"	1 5/8"	3 3/16"	4"	1 1/2"
3(W/L)	3"	5 1/8"	6"	1 5/8"	3 3/16"	4 3/8"	1 1/2"
4(W/L)	3"	5 1/8"	6"	1 5/8"	3 1/4"	4 3/4"	1 1/2"
5(W/L)	3"	5 1/8"	6"	1 5/8"	3 1/4"	4 3/4"	1 1/2"
6(W/L)	5 1/4"	6 1/2"	7 3/4"	1 5/8"	4 7/8"	7 1/4"	1 1/2"

GENERAL NOTES

- SLATS/HOOD: SELECT FINISH OPTION BELOW (HOOD INCLUDES WEATHER BAFFLE)
- GRAY POLYESTER TOP COAT
  - WHITE POLYESTER TOP COAT
- OTHER SURFACES:
- SHOP COAT BLACK PRIMER
- OPERATION:
- RIGHT HAND SHOWN, LEFT HAND OPPOSITE
- GUIDES:
- STRUCTURAL STEEL ANGLES OF 3/16" MINIMUM THICKNESS
  - WITH PVC WEATHER SEAL
- BOTTOM BAR:
- TWO 2"x2"x1/8" STEEL ANGLES WITH PVC BULB ASTRAGAL



**JANUS**  
INTERNATIONAL GROUP

135 Janus International Blvd.  
Temple, GA 30179  
(770) 562-2850  
www.janusintl.com